

# Overview - Public Entities Quarterly Reporting

Approved receipts  
762,3 23,0%

Approved spending  
36,1 18,1%

Surplus/(deficit)  
726,2

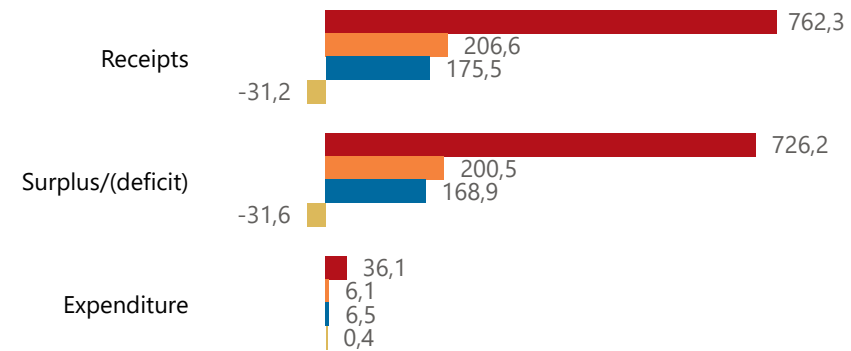
- ☐ R billion
- ☒ R million
- ☐ R thousand



**national treasury**  
Department:  
National Treasury  
REPUBLIC OF SOUTH AFRICA

## Consolidation

● Approved ● Forecast ● YTD ● Variance



## Composition of receipts



## Quarter

1

## Cluster

All

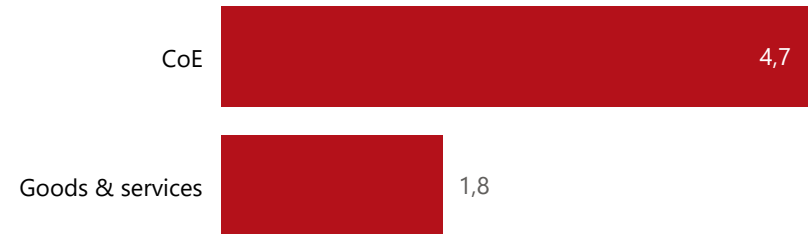
## Department

Mineral Resources and Energy

## Entity

State Diamond Trader

## Composition of spending



## Functional grouping



## Spending by PFMA schedule



# Public Entities Receipts

Approved sales of G&S

761,3

23,0%

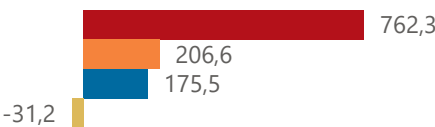
Approved transfers

(Blank)

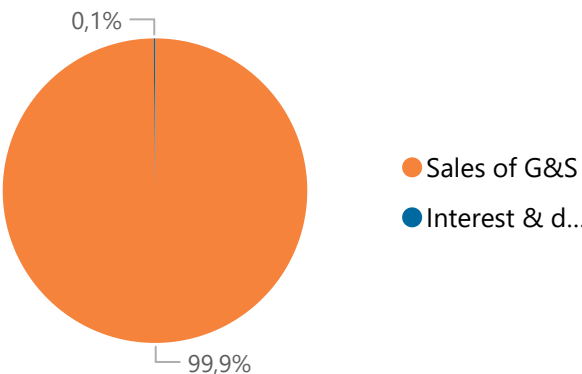
(Blank)

## Actual vs Forecast

● Approved ● Forecast ● YTD ● Variance



## Composition of receipts



## Top 5 Transfers

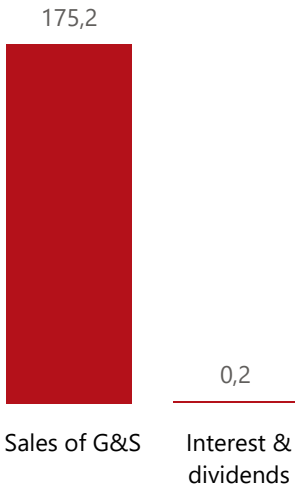


national treasury

Department:  
National Treasury  
REPUBLIC OF SOUTH AFRICA

## Top 5 Receipts

☐ R billion  
☒ R million  
☐ R thousand



## Quarter

1

## Cluster

All

## Department

Mineral Resources and Energy

## Entity

State Diamond Trader

## Top

## Receipts

Level 3	Approved	YTD	% YTD
⊕ Sales of G&S	761,3	175,2	99,9%
⊕ Interest & dividends	1,0	0,2	0,1%
Total	762,3	175,5	100,0%

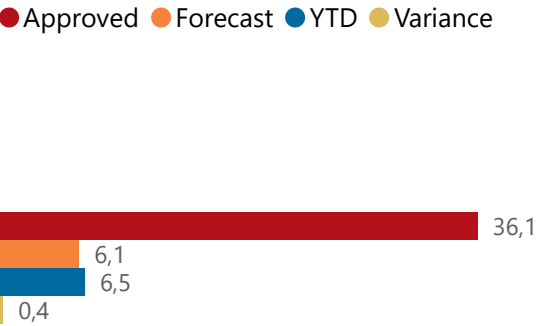
Stat



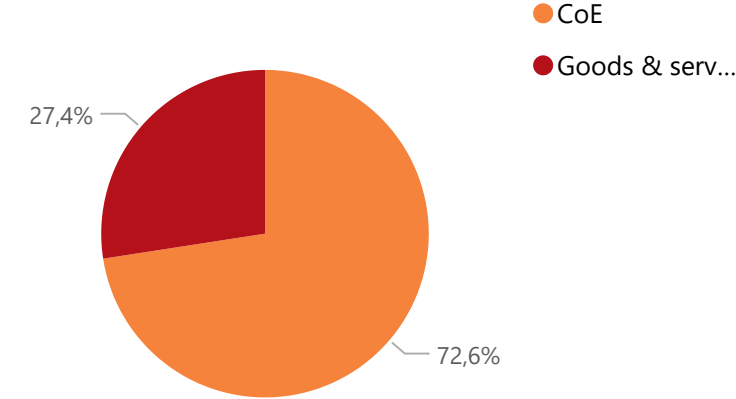
# Public Entities Spending

Approved CoE	Approved G&S	Approved transfers
22,521,1%	11,315,9%	1 524,623,0%

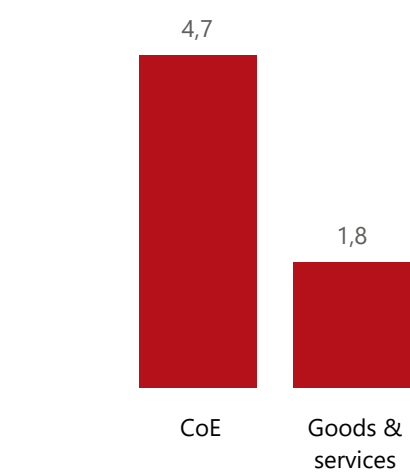
## Actual vs Forecast



## Composition of spending



## Top 5 Goods & services



## Capital assets

## Spending

Level 3	Approved	YTD	% YTD
⊕ CoE	22,5	4,7	72,6%
⊕ Goods & services	11,3	1,8	27,4%
⊕ Capital	2,4		
Total	36,1	6,5	100,0%

## Top 10 Entities



national treasury  
Department:  
National Treasury  
REPUBLIC OF SOUTH AFRICA

- R billion
- R million
- R thousand

## Quarter

1

## Cluster

All

## Department

Mineral Resources and Energy

## Entity

State Diamond Trader